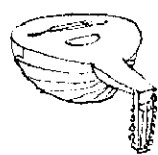
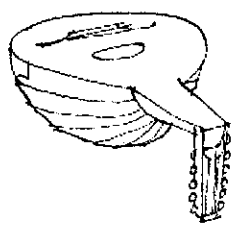


3 Renaissance vocal masterpieces arranged for 4 lutes

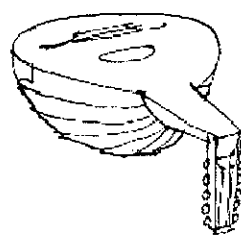
For



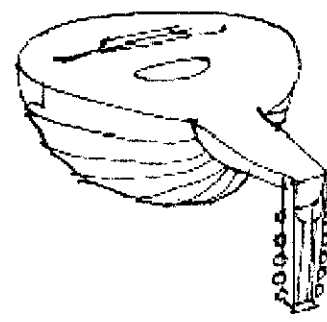
Lute 1 in A



lute 2 in G



lute 3 in G



lute 4 in bass D

Sassi Palae – Andrea Gabrieli

Maria Stabat – Andrea Gabrieli

Il est bel et bon – Pierre Passereau

All of these pieces are wonderful madrigals or motets in just 5, 6 and 4 parts respectively. Therefore there are not so many notes for each lutenist to play allowing focus on playing the linear vocal lines comfortably and musically. Counting is usually the main challenge - as ever.

It is very helpful to read the words before playing to understand the mood of each piece. If possible listening to a recording of the original madrigal/motet is invaluable.

PART II

Part 1

Stones, piles, sandbanks on the Adriatic coast
 Seaweeds, reeds and other plants which live there
 Islands, marshes, quays that are home to
 Oysters, cockles and the amiable flatfish,
 And you, fish in every stream in the valley
 And in the sea, both large and small,
 Mackerel, cuttlefish, sardines which swim around there,
 Mermaids, both unattached and married,

Part 2

And you, rivers that do tribute to the sea –
 Piave, Adige, Po, Sil, Brenta and Ogio
 come, so that all may lament
 the death of Adrian, which fills me with grief,
 who will never again set my verses
 to sweet song, breaking apart every rock on the shore.
 Oh what a sorrow for the whole world!
 Who will there be now
 that can rival him for harmony?

Il est bel et bon - Chanson by Pierre Passereau

Arranged for 4 lutes (A, G, G & bass D) by Mike Ashley

Two women gossip about the merits of their husbands including "feeding the chickens", whatever that really means. Bring out the sound of the clucking!

Handwritten musical notation for Lute 2 in G, featuring rhythmic patterns and notes. The notation is organized into systems with measure numbers 2, 8, 17, 25, 34, 43, 48, and 54. The notes are primarily 'c' and 'e', with some 'a' notes. Above the staves are rhythmic patterns represented by vertical lines and flags. The notation includes repeat signs and a final double bar line with a fermata.

2 / c e a c e e e e e e e e e e e e c c c c

8 c / e a a c a e c a c / / / c e a c e e e e e e

17 a e c e a c e e e e e e e e e e c c c c c c e e c c e e c a a

25 e / / / / c c c c a c / e e c c a c / c e a e a c

34 c a c c / c e e a e a c c / c e a e e a c c

43 a

48 a a a a c c c c : : c e a c e e e e e e e a e

54 c e a c e e e e e e e e e e c c c c c c : : : : *tr*